

**A. General Information**

**A0 Respondent Information (Not for Publication)**

|    |  |  |    |
|----|--|--|----|
| A0 | Name:  | Lindsey Dever  |    |
| A0 | Title:   | Assistant Director of Institutional Research                       |    |
| A0 | Office:  | Institutional Research, Planning, and Assessment                   |    |
| A0 | Mailing Address:   | 101 N. Merion Ave.   |    |
| A0 | City/State/Zip/Country:  | Bryn Mawr, PA 19010  |    |
| A0 | Phone:   | 610-526-6599   |    |
| A0 | Fax:   | 610-526-7450   |    |
| A0 | E-mail Address:  | ldever@brynmawr.edu  |    |
| A0 | Are your responses to the CDS posted for reference on your institution's Web site? | Yes  | No |
|    |  | X  |    |
| A0 | If yes, please provide the URL of the corresponding Web page:                      | https://www.brynmawr.edu/institutionalresearch/common-data-set-cds |    |

**A0A** We invite you to indicate if there are items on the CDS for which you cannot use the requested analytic convention, cannot provide data for the cohort requested, whose methodology is unclear, or about which you have questions or comments in general. This information will not be published but will help the publishers further refine CDS items.

|  |
|--|
|  |
|--|

**A1 Address Information**

|    |  |                                      |
|----|--|--------------------------------------|
| A1 | Name of College/University:                        | Bryn Mawr College                    |
| A1 | Mailing Address:                                   | 101 N. Merion Ave.                   |
| A1 | City/State/Zip/Country:                            | Bryn Mawr, PA 19010                  |
| A1 | Street Address (if different):                     |                                      |
| A1 | City/State/Zip/Country:                            |                                      |
| A1 | Main Phone Number:                                 | 610-526-5000                         |
| A1 | WWW Home Page Address:                             | www.brynmawr.edu                     |
| A1 | Admissions Phone Number:                           | 610-526-5152                         |
| A1 | Admissions Toll-Free Phone Number:                 | 800-262-1855                         |
| A1 | Admissions Office Mailing Address:                 | 101 N. Merion Ave., Gateway Building |
| A1 | City/State/Zip/Country:                            | Bryn Mawr, PA 19010                  |
| A1 | Admissions Fax Number:                             | 610-526-7471                         |
| A1 | Admissions E-mail Address:                         | admissions@brynmawr.edu              |
| A1 | If there is a separate URL for your specify: _____ | www.brynmawr.edu/admissions/apply    |

**A1** If you have a mailing address other than the above to which applications should be sent, please provide:

**A2 Source of institutional control (Check only one):**

|    |                     |   |
|----|---------------------|---|
| A2 | Public              |   |
| A2 | Private (nonprofit) | X |
| A2 | Proprietary         |   |

**A3 Classify your undergraduate institution:**

|    |                       |   |
|----|-----------------------|---|
| A3 | Coeducational college |   |
| A3 | Men's college         |   |
| A3 | Women's college       | X |

**A4 Academic year calendar:**




|    |                                |   |
|----|--------------------------------|---|
| A4 | Semester                       | X |
| A4 | Quarter                        |   |
| A4 | Trimester                      |   |
| A4 | 4-1-4                          |   |
| A4 | Continuous                     |   |
| A4 | Differs by program (describe): |   |
| A4 | Other (describe):              |   |

**A5 Degrees offered by your institution:**

|    |  |   |
|----|--|---|
| A5 | Certificate                                |   |
| A5 | Diploma                                    |   |
| A5 | Associate                                  |   |
| A5 | Transfer Associate                         |   |
| A5 | Terminal Associate                         |   |
| A5 | Bachelor's                                 | X |
| A5 | Postbachelor's certificate                 | X |
| A5 | Master's                                   | X |
| A5 | Post-master's certificate                  |   |
| A5 | Doctoral degree<br>research/scholarship    | X |
| A5 | Doctoral degree –<br>professional practice |   |
| A5 | Doctoral degree -- other                   |   |



**B1**

|           |   |  |              |            |              |
|-----------|---|--|--------------|------------|--------------|
| <b>B1</b> |  |  |              |            |              |
| <b>B1</b> |  | <b>Men</b>   | <b>Women</b> | <b>Men</b> | <b>Women</b> |
| <b>B1</b> | <b>Undergraduates</b>   |  |              |            |              |
| <b>B1</b> | Degree-seeking, first-time freshmen   |  | 385          |            |              |
| <b>B1</b> | Other first-year, degree-seeking  |  | 8            |            |              |



## Graduation Rates

The items in this section correspond to data elements collected by the IPEDS Web-based Data Collection System's Graduation Rate Survey (GRS). For complete instructions and definitions of data elements, see the IPEDS GRS instructions and glossary on the 2015 Web-based survey.

### For Bachelor's or Equivalent Programs

Please provide data for the Fall 2009 cohort if available. If Fall 2009 cohort data are not available, provide data for the Fall 2008 cohort.

#### Fall 2009 Cohort

Report for the cohort of full-time first-time bachelor's (or equivalent) degree-seeking undergraduate students who entered in Fall 2009. Include in the cohort those who entered your institution during the summer term preceding Fall 2009.

|            |  |     |
|------------|--|-----|
| <b>B4</b>  | Initial 2009 cohort of first-time, full-time bachelor's (or equivalent) degree-seeking undergraduate students; total all students:   | 362 |
| <b>B5</b>  | Of the initial 2009 cohort, how many did not persist and did not graduate for the following reasons: death, permanent disability, service in the armed forces, foreign aid service of the federal government, or official church missions; total allowable exclusions: |     |
| <b>B6</b>  | Final 2009 cohort, after adjusting for allowable exclusions: (subtract question B5 from question B4)   | 362 |
| <b>B7</b>  | Of the initial 2009 cohort, how many completed the program in four years or less (by August 31, 2013):   | 283 |
| <b>B8</b>  | Of the initial 2009 cohort, how many completed the program in more than four years but in five years or less (after August 31, 2013 and by August 31, 2014):   | 21  |
| <b>B9</b>  | Of the initial 2009 cohort, how many completed the program in more than five years but in six years or less (after August 31, 2014 and by August 31, 2015):  | 4   |
| <b>B10</b> | Total graduating within six years (sum of questions B7, B8, and B9):   | 308 |
| <b>B11</b> | Six-year graduation rate for 2009 cohort (question B10 divided by question B6):  | 85% |

#### Fall 2008 Cohort

Report for the cohort of full-time first-time bachelor's (or equivalent) degree-seeking undergraduate students who entered in Fall 2008. Include in the cohort those who entered your institution during the summer term preceding Fall 2008.

|           |  |     |
|-----------|--|-----|
| <b>B4</b> | Initial 2008 cohort of first-time, full-time bachelor's (or equivalent) degree-seeking undergraduate students; total all students:   | 366 |
| <b>B5</b> | Of the initial 2008 cohort, how many did not persist and did not graduate for the following reasons: death, permanent disability, service in the armed forces, foreign aid service of the federal government, or official church missions; total allowable exclusions: |     |
| <b>B6</b> | Final 2008 cohort, after adjusting for allowable exclusions: (subtract question B5 from question B4)   | 366 |
| <b>B7</b> | Of the initial 2008 cohort, how many completed the program in four years or less (by August 31, 2012):   | 279 |
| <b>B8</b> | Of the initial 2008 cohort, how many completed the program in more than four years but in five years or less (after August 31, 2012 and by August 31, 2013):   | 20  |
| <b>B9</b> | Of the initial 2008 cohort, how many completed the program in more than five years but in six years or less (after August 31, 2013 and by August 31, 2014):  | 0   |

|            |  |     |
|------------|--|-----|
| <b>B10</b> |  | 299 |
| <b>B11</b> |  | 82% |

**For Two-Year Institutions**

**2012 Cohort**

|            |  |   |
|------------|--|---|
| <b>B12</b> |  |   |
| <b>B13</b> | Of the initial 2012 cohort, how many did not persist and did not graduate for the following reasons: death, permanent disability, service in the armed forces, foreign aid service of the federal government, or official church missions; total allowable exclusions: |   |
| <b>B14</b> | Final 2012 cohort, after adjusting for allowable exclusions (Subtract question B13 from question B12):   | 0 |
| <b>B15</b> | Completers of programs of less than two years duration (total):  |   |
| <b>B16</b> | Completers of programs of less than two years within 150 percent of normal time:   |   |
| <b>B17</b> |  |   |
| <b>B18</b> |  |   |
| <b>B19</b> |  |   |
| <b>B20</b> |  |   |
| <b>B21</b> | Total transfers to four-year institutions:   |   |

**2011 Cohort**

|            |  |   |
|------------|--|---|
| <b>B12</b> |  |   |
| <b>B13</b> | Of the initial 2011 cohort, how many did not persist and did not graduate for the following reasons: death, permanent disability, service in the armed forces, foreign aid service of the federal government, or official church missions; total allowable exclusions: |   |
| <b>B14</b> | Final 2011 cohort, after adjusting for allowable exclusions (Subtract question B13 from question B12):   | 0 |
| <b>B15</b> | Completers of programs of less than two years duration (total):  |   |
| <b>B16</b> | Completers of programs of less than two years within 150 percent of normal time:   |   |
| <b>B17</b> |  |   |
| <b>B18</b> |  |   |
| <b>B19</b> |  |   |
| <b>B20</b> |  |   |
| <b>B21</b> | Total transfers to four-year institutions:   |   |

**Retention Rates**

|            |  |     |
|------------|--|-----|
| <b>B22</b> |  | 94% |
|------------|--|-----|

## C. FIRST-TIME, FIRST-YEAR (FRESHMAN) ADMISSION

### Applications

**C1 First-time, first-year, (freshmen) students: Provide the number of degree-seeking, first-time, first-**

|           |   |      |
|-----------|---|------|
| <b>C1</b> | Total first-time, first-year (freshman) men who applied               |      |
| <b>C1</b> | Total first-time, first-year (freshman) women who applied             | 2890 |
| <b>C1</b> | Total first-time, first-year (freshman) men who were admitted         |      |
| <b>C1</b> | Total first-time, first-year (freshman) women who were admitted       | 1113 |
| <b>C1</b> | Total full-time, first-time, first-year (freshman) men who enrolled   |      |
| <b>C1</b> | Total part-time, first-time, first-year (freshman) men who enrolled   |      |
| <b>C1</b> | Total full-time, first-time, first-year (freshman) women who enrolled | 385  |
| <b>C1</b> | Total part-time, first-time, first-year (freshman) women who enrolled |      |

**C2 Freshman wait-listed students (students who met admission requirements but whose final admission was contingent on space availability)**

|           | Yes | No |
|-----------|-----|----|
| <b>C2</b> | X   |    |
| <b>C2</b> |     |    |
| <b>C2</b> |     |    |
| <b>C2</b> | 872 |    |
| <b>C2</b> | 427 |    |
| <b>C2</b> | 0   |    |
| <b>C2</b> |     |    |
| <b>C2</b> |     |    |
| <b>C2</b> |     |    |

### Admission Requirements

**C3 High school completion requirement**

|           |   |   |
|-----------|---|---|
| <b>C3</b> | High school diploma is required and GED is accepted     | X |
| <b>C3</b> | High school diploma is required and GED is not accepted |   |
| <b>C3</b> | High school diploma or equivalent is not required       |   |

**C4 Does your institution require or recommend a general college-preparatory program for degree-seeking students?**

|           |   |  |
|-----------|---|--|
| <b>C4</b> |   |  |
| <b>C4</b> | X |  |
| <b>C4</b> |   |  |

**C5**

| <b>C5</b> | Units<br>Required | Units<br>Recommended |
|-----------|-------------------|----------------------|
| <b>C5</b> |                   | 16                   |
| <b>C5</b> |                   | 4                    |
| <b>C5</b> |                   | 3                    |
| <b>C5</b> |                   | 2                    |
| <b>C5</b> |                   | 1                    |
| <b>C5</b> |                   | 3                    |
| <b>C5</b> |                   | 2                    |
| <b>C5</b> |                   | 2                    |
| <b>C5</b> |                   | 2                    |
| <b>C5</b> |                   | 2                    |
| <b>C5</b> |                   | 2                    |

C5

[Redacted]

[Redacted]

[Redacted]

[Redacted]

Common Data Set 2015-2016

**C8B**

|            |   |                          |
|------------|---|--------------------------|
| <b>C8B</b> | X | (International students) |
| <b>C8B</b> |   |                          |
| <b>C8B</b> | X | (US Citizens/Perm Res)   |

|   |                  |                  |
|---|------------------|------------------|
| <b>C8C</b>                                  |                  |                  |
| <b>C8C</b>                                  |                  |                  |
| <b>C8C</b> For admission                    | <b>SAT essay</b> | <b>ACT essay</b> |
| <b>C8C</b> For placement                    |                  |                  |
| <b>C8C</b> For advising                     |                  |                  |
| <b>C8C</b> In place of an application essay |                  |                  |
| <b>C8C</b>                                  |                  |                  |





Common Data Set 2015-2016

|    |               |     |     |
|----|---------------|-----|-----|
| C9 | SAT Math      | 620 | 730 |
|    | SAT Writing   | 630 | 730 |
|    | SAT Essay     |     |     |
| C9 | ACT Composite | 28  | 32  |
| C9 | ACT Math      | 26  | 31  |
| C9 | ACT English   | 28  | 34  |
| C9 | ACT Writing   | 8   | 10  |

| C9 |                      | SAT Critical Reading | SAT Math    | SAT Writing |
|----|----------------------|----------------------|-------------|-------------|
| C9 | 700-800              | 38.46%               | 34.41%      | 42.51%      |
| C9 | 600-699              | 44.13%               | 47.77%      | 44.94%      |
| C9 | 500-599              | 15.79%               | 17.00%      | 11.34%      |
| C9 | 400-499              | 1.62%                | 0.81%       | 1.21%       |
| C9 | 300-399              |                      |             |             |
| C9 | 200-299              |                      |             |             |
|    | Totals should = 100% | 100.0%               | 100.0%      | 100.0%      |
| C9 |                      | ACT Composite        | ACT English | ACT Math    |
| C9 | 30-36                | 50.00%               | 69.86%      | 38.36%      |
| C9 | 24-29                | 46.58%               | 28.77%      | 54.11%      |
| C9 | 18-23                | 3.42%                | 1.37%       | 7.53%       |
| C9 | 12-17                |                      |             |             |
| C9 | 6-11                 |                      |             |             |
| C9 | Below 6              |                      |             |             |
|    | Totals should = 100% | 100.0%               | 100.0%      | 100.0%      |

C10

|     |                       |
|-----|-----------------------|
| C10 | 63%                   |
| C10 | 88%                   |
| C10 | 98% Top half = 100%   |
| C10 | 2% bottom half = 100% |
| C10 | 1%                    |

31%



**C13**

**C13** Same fee:

**C13** Free: X

**C13** Reduced:

**C13**  Yes No

**C13** Can on-line application fee be waived for applicants with financial need? X

**C14 Application closing date**

**C14**  Yes No

**C14** Does your institution have an application closing date? X

**C14** Application closing date (fall): 15-Jan

**C14** Priority date:

**C15**  Yes No

**C15**

**C16 Notification to applicants of admission decision sent (fill in one only)**

**C16** On a rolling basis beginning (date):

**C16**

**Early Decision and Early Action Plans**

C21 Early Decision

C21 [Redacted]

Yes

No

C21

X

C21

C21

15-Nov

C21

15-Dec

C21

1-Jan

C21

1-Feb

C21

279

C21

140

C21

C22

[Redacted]

**D. TRANSFER ADMISSION**

**Fall Applicants**

|    |   |            |                     |
|----|---|------------|---------------------|
| D1 |   | Yes        | No                  |
| D1 | Does your institution enroll transfer students? (If no, please skip to Section E)   | X          |                     |
| D1 | If yes, may transfer students earn advanced standing credit by transferring credits earned from course work completed at other colleges/universities? | X          |                     |
| D2 | Provide the number of students who applied, were admitted, and enrolled as degree-seeking transfer students in Fall 2015.                             |            |                     |
| D2 |   | Applicants | Admitted Applicants |
| D2 | Men   |            | Enrolled Applicants |
| D2 | Women   | 144        | 23                  |
| D2 | <b>Total</b>  | <b>144</b> | <b>23</b>           |

**Application for Admission**

|     |  |   |                    |                     |                  |                   |
|-----|--|---|--------------------|---------------------|------------------|-------------------|
| D3  | Indicate terms for which transfers may enroll:   |   |                    |                     |                  |                   |
| D3  | Fall   | X   |                    |                     |                  |                   |
| D3  | Winter   |   |                    |                     |                  |                   |
| D3  | Spring   | X   |                    |                     |                  |                   |
| D3  | Summer   |   |                    |                     |                  |                   |
| D4  |  | Yes   | No                 |                     |                  |                   |
| D4  | Must a transfer applicant have a minimum number of credits completed or else must apply as an entering     | X   |                    |                     |                  |                   |
| D4  | If yes, what is the minimum number of credits and the unit of measure?                                     | 1 Semester at accredited college/university |                    |                     |                  |                   |
| D5  | Indicate all items required of transfer students to apply for admission:                                   |   |                    |                     |                  |                   |
| D5  |  | Required of All                             | Recommended of All | Recommended of Some | Required of Some | Not Required      |
| D5  | High school transcript   | X   |                    |                     |                  |                   |
| D5  | College transcript(s)  | X   |                    |                     |                  |                   |
| D5  | Essay or personal statement  | X   |                    |                     |                  |                   |
| D5  | Interview  |   | X                  |                     |                  |                   |
| D5  | Standardized test scores   |   |                    |                     | X                |                   |
| D5  | Statement of good standing from prior institution(s)   | X   |                    |                     |                  |                   |
| D6  | If a minimum high school grade point average is required of transfer applicants, specify (on a 4.0 scale): |   |                    |                     |                  |                   |
| D7  |  |   |                    |                     |                  |                   |
| D8  |  |   |                    |                     |                  |                   |
| D9  |  |   |                    |                     |                  |                   |
| D9  |  | Priority Date                               | Closing Date       | Notification Date   | Reply Date       | Rolling Admission |
| D9  | Fall   |   | 3/1                | 6/1                 |                  |                   |
| D9  | Winter   |   |                    |                     |                  |                   |
| D9  | Spring   |   | 11/1               | 12/19               |                  |                   |
| D9  | Summer   |   |                    |                     |                  |                   |
| D10 |  | Yes   | No                 |                     |                  |                   |

Common Data Set 2015-2016

|     |  |  |        |           |
|-----|--|--|--------|-----------|
| D10 |  |  |        | X         |
| D11 |  |  |        |           |
| D12 |  |  | C      |           |
| D13 |  |  | Number | Unit Type |
| D13 |  |  | 16     |           |
| D14 |  |  | Number | Unit Type |
| D14 |  |  | 16     |           |
| D15 |  |  | n/a    |           |
| D16 |  |  | 64.00  |           |

D17 Describe other transfer credit policies: Most transfer students have to earn 96 hours of credit at Bryn Mawr. Students entering as juniors have to earn 64 hours of credit at Bryn Mawr.







**G0** Please provide the URL of your institution's net price calculator:  
<https://npc.collegeboard.org/student/app/brynmawr>

**G1**

| <b>G1</b> |                      | First-Year | Undergraduates |
|-----------|----------------------|------------|----------------|
| <b>G1</b> | PRIVATE INSTITUTIONS |            |                |
|           | Tuition:             | \$47,640   | \$47,640       |
| <b>G1</b> | PUBLIC INSTITUTIONS  |            |                |
|           | Tuition:             |            |                |
|           | In-district          |            |                |
| <b>G1</b> |                      |            |                |



**G1**





**G5** Provide the estimated expenses for a typical full-time undergraduate student:

| <b>G5</b> |   | Residents | Commuters<br>(living at home) | Commuters<br>(not living at home) |
|-----------|---|-----------|-------------------------------|-----------------------------------|
| <b>G5</b> | Books and supplies  | \$1,000   | \$1,000                       | \$1,000                           |
| <b>G5</b> | Room only   |           |                               |                                   |
| <b>G5</b> | Board only  |           |                               |                                   |
| <b>G5</b> | Room and board total (if your college cannot provide separate room and board figures for commuters not living at home): |           |                               |                                   |
| <b>G5</b> | Transportation  | \$450     | \$450                         | \$450                             |
| <b>G5</b> | Other expenses  | \$1,000   | \$1,000                       | \$1,000                           |

**G6** Undergraduate per-credit-hour charges (tuition only)

|           |  |  |
|-----------|--|--|
| <b>G6</b> | PRIVATE INSTITUTIONS:                              |  |
| <b>G6</b> | PUBLIC INSTITUTIONS<br>In-district:                |  |
| <b>G6</b> | PUBLIC INSTITUTIONS<br>In-state (out-of-district): |  |
| <b>G6</b> | PUBLIC INSTITUTIONS<br>Out-of-state:               |  |
| <b>G6</b> | NONRESIDENT ALIENS:                                |  |

**Aid Awarded to Enrolled Undergraduates**

| H1   |   | 2015-2016<br>estimated  | 2014-2015<br>final  |  |
|--|---|---|---|--|
| H1   |   | X   |   |  |
| H3   |   |   |   |  |
| H3   |   |   |   |  |
| H3   | X   |   |   |  |
| H3   |   |   |   |  |
| H1   |   | <b>Need-based \$</b><br>(Include non-need-based aid used to meet need.) | <b>Non-need-based \$</b><br>(Exclude non-need-based aid used to meet need.) |  |
| H1   |   |   |   |  |
| H1   |   | \$1,180,497   | \$0   |  |
| H1   |   | \$20,980  | \$500   |  |
| H1   |   | \$24,388,137  | \$4,176,205   |  |
| H1   |   | \$295,900   | \$136,252   |  |
| H1   |   | <b>\$25,885,514</b>   | <b>\$4,312,957</b>  |  |
| H1   |   | \$2,330,409   | \$1,353,869   |  |
| H1   |   | \$884,864   |   |  |
| H1   |   | \$336,411   | \$0   |  |
| H1   |   | <b>\$3,551,684</b>  | <b>\$1,353,869</b>  |  |
| H1   |   | \$0   | \$1,468,919   |  |
| H1   |   | \$0   | \$0   |  |
| H1   |   | \$0   | \$0   |  |
| <i>Note: The Pennsylvania Assembly had yet to reach a budget by time of publication: State dollars will change</i> |   |   |   |  |
| H2   |   |   |   |  |
| H2   |   | <b>First-time Full-time Freshmen</b>                                    | <b>Full-time Undergraduate (Incl. Fresh.)</b>                               | <b>Less Than Full-time Undergraduate</b> |
| H2   | a) Number of degree-seeking undergraduate students (CDS Item B1 if reporting on Fall 2015 cohort) | 385   | 1327  | 14                                       |
| H2   | b) Number of students in line a who applied for need-based financial aid                          | 244   | 765   | 7  |





|           |  |             |
|-----------|--|-------------|
| <b>H6</b> | Total dollar amount of institutional financial aid awarded to undergraduate degree-seeking nonresident aliens: | \$6,484,067 |
|-----------|--|-------------|

**H7** Check off all financial aid forms nonresident alien first-year financial aid applicants must submit:

|           |   |   |
|-----------|---|---|
| <b>H7</b> | Institution's own financial aid form                              |   |
| <b>H7</b> | CSS/Financial Aid PROFILE   |   |
| <b>H7</b> | International Student's Financial Aid Application                 | X |
| <b>H7</b> | International Student's Certification of Finances                 |   |
| <b>H7</b> | Other (specify):<br>Statement of earnings from parents' employers | X |

**Process for First-Year/Freshman Students**

**H8** Check off all financial aid forms domestic first-year (freshman) financial aid applicants must submit:

|           |                                      |                   |
|-----------|--------------------------------------|-------------------|
| <b>H8</b> | FAFSA                                | X                 |
| <b>H8</b> | Institution's own financial aid form |                   |
| <b>H8</b> | CSS/Financial Aid PROFILE            | X                 |
| <b>H8</b> | State aid form                       | X (if applicable) |
| <b>H8</b> | Noncustodial PROFILE                 | X (if applicable) |
| <b>H8</b> | Business/Farm Supplement             |                   |
| <b>H8</b> | Other (specify):                     |                   |

**H9** Indicate filing dates for first-year (freshman) students:

|           |  |                   |
|-----------|--|-------------------|
| <b>H9</b> | Priority date for filing required financial aid forms:                             |                   |
| <b>H9</b> | Deadline for filing required financial aid forms:                                  | Tax returns - 3/1 |
| <b>H9</b> | No deadline for filing required forms (applications processed on a rolling basis): |                   |

**H10** Indicate notification dates for first-year (freshman) students (answer a or b):

|            |  |     |    |
|------------|--|-----|----|
| <b>H10</b> | a) Students notified on or about (date): |     |    |
| <b>H10</b> |  | Yes | No |
| <b>H10</b> | b) Students notified on a rolling basis: |     | X  |
| <b>H10</b> | If yes, starting date:                   |     |    |

**H11** Indicate reply dates:

|            |  |     |
|------------|--|-----|
| <b>H11</b> | Students must reply by (date):         | 5/1 |
| <b>H11</b> | or within _____ weeks of notification. |     |

**Types of Aid Available**

Please check off all types of aid available to undergraduates at your institution:

|            |  |   |
|------------|--|---|
| <b>H12</b> | Loans  |   |
| <b>H12</b> | FEDERAL DIRECT STUDENT LOAN PROGRAM (DIRECT LOAN)                    |   |
| <b>H12</b> | Direct Subsidized Stafford Loans                                     | X |
| <b>H12</b> | Direct Unsubsidized Stafford Loans                                   | X |
| <b>H12</b> | Direct PLUS Loans  | X |
| <b>H12</b> | Federal Perkins Loans  | X |
| <b>H12</b> | Federal Nursing Loans  |   |
| <b>H12</b> | State Loans  |   |
| <b>H12</b> | College/university loans from institutional funds                    |   |
| <b>H12</b> | Other (specify):   |   |
| <b>H13</b> | Scholarships and Grants  |   |
| <b>H13</b> | NEED-BASED:  |   |
| <b>H13</b> | Federal Pell   | X |
| <b>H13</b> | SEOG   | X |
| <b>H13</b> | State scholarships/grants  | X |
| <b>H13</b> | Private scholarships   |   |
| <b>H13</b> | College/university scholarship or grant aid from institutional funds | X |
| <b>H13</b> | United Negro College Fund  |   |
| <b>H13</b> | Federal Nursing Scholarship  |   |
| <b>H13</b> | Other (specify):   |   |

H14 Check off criteria used in awarding institutional aid. Check all that apply.

| H14 |                          | Non-Need Based | Need-Based |
|-----|--------------------------|----------------|------------|
| H14 | Academics                | X              |            |
| H14 | Alumni affiliation       |                |            |
| H14 | Art                      |                |            |
| H14 | Athletics                |                |            |
| H14 | Job skills               |                |            |
| H14 | ROTC                     |                |            |
| H14 | Leadership               | X              |            |
| H14 | Minority status          |                |            |
| H14 | Music/drama              |                |            |
| H14 | Religious affiliation    |                |            |
| H14 | State/district residency |                |            |

H15

If your institution has recently implemented any major financial aid policy, program, or initiative to make your institution more affordable to incoming students such as replacing loans with grants, or waiving costs for families below a certain income level please provide details below:









## Common Data Set Definitions

All definitions related to the financial aid section appear at the end of the Definitions document.

Items preceded by an asterisk (\*) represent definitions agreed to among publishers which do not appear on the CDS document but may be present on individual publishers' surveys.

\* **Academic advisement:**

Common Data Set 2015-2016

**Commuter:** A student who lives off campus in housing that is not owned by, operated by, or affiliated with the college. This category includes students who commute from home and students who have moved to the area to attend college.

**Contact hour:** A unit of measure that represents an hour of scheduled instruction given to students. Also referred to as clock hour.

**Continuous basis (for program enrollment):** A calendar system classification that is used by institutions that enroll students at any time during the academic year. For example, a cosmetology school or a word processing school might allow students to enroll and begin studies at various times, with no requirement that classes begin on a certain date.

**Cooperative education program:** A program that provides for alternate class attendance and employment in business, industry, or government.

**Cooperative housing:** College-owned, -operated, or -affiliated housing in which students share room and board expenses and participate in household chores to reduce living expenses.

\* **Counseling service:** Activities designed to assist students in making plans and decisions related to their education, career, or personal development.

**Credit:** Recognition of attendance or performance in an instructional activity (course or program) that can be applied by a recipient toward the requirements for a degree, diploma, certificate, or other formal award.

**Credit course:** A course that, if successfully completed, can be applied toward the number of courses required for achieving a degree, diploma, certificate, or other formal award.

**Credit hour:** A unit of measure representing an hour (50 minutes) of instruction over a 15-week period in a semester or trimester system or a 10-week period in a quarter system. It is applied toward the total number of hours needed for completing the requirements of a degree, diploma, certificate, or other formal award.

**Cross-registration:** A system whereby students enrolled at one institution may take courses at another institution without having to apply to the second institution.

**Deferred admission:** The practice of permitting admitted students to postpone enrollment, usually for a period of one academic term or one year.

**Degree:** An award conferred by a college, university, or other postsecondary education institution as official recognition for the successful completion of a program of studies.

**Degree-seeking students:** Students enrolled in courses for credit who are recognized by the institution as seeking a degree or formal award. At the undergraduate level ( )-7(hour.)] T47(he )-6(s)-7(uc)l848.(f)-7(or )-q

## Common Data Set 2015-2016

**Early decision plan:** A plan that permits students to apply and be notified of an admission decision (and financial aid offer if applicable) well in advance of the regular notification date. Applicants agree to accept an offer of admission and, if admitted, to withdraw their applications from other colleges. There are three possible decisions for early decision applicants: admitted, denied, or not admitted but forwarded for consideration with the regular applicant pool, without prejudice.

**English as a Second Language (ESL):** A course of study designed specifically for students whose native language is not English.

**Exchange student program-domestic:**

Common Data Set 2015-2016

**Liberal arts/career combination:** Program in which a student earns undergraduate degrees in two separate fields, one in a liberal arts major and the other in a professional or specialized major, whether on campus or through cross-registration.

**Master's degree:** An award that requires the successful completion of a program of study of generally one or


Common Data Set 2015-2016

**Race/ethnicity:** Category used to describe groups to which individuals belong, identify with, or belong in the eyes of the community. The categories do not denote scientific definitions of anthropological origins. A person may be counted in only one group.

**Race/ethnicity unknown:** Category used to classify students or employees whose race/ethnicity is not known and whom institutions are unable to place in one of the specified racial/ethnic categories.

**Religious affiliation/commitment (as admission factor):** Special consideration given in the admission





applicants for Fall 2017 please indicate which ONE of the following applies (regardless of whether the Essay score will be used in the admissions process):

- SAT with Essay component required
- SAT with ESSAY component recommended
- SAT with or without ESSAY component accepted

Note: These are the graduates and loan types to include and exclude in order to fill out CDS H4 and H5.

Include:

- \* 2015 undergraduate class: all students who started at your institution as first-time students and received a bachelor's degree between July 1, 2014 and June 30, 2015.
- \* only loans made to students who borrowed while enrolled at your institution.
- \* co-signed loans.

Exclude:

- \* students who transferred in.
- \* money borrowed at other institutions.
- \* parent loans

H4. Provide the number of students in the 2015 undergraduate class who started at your institution as first-time students and received a bachelor's degree between July 1, 2014 and June 30, 2015.

Exclude students who transferred into your institution. \_\_\_\_\_

H5. Number and percent of students in class (defined in H4 above) borrowing from federal, non-federal, and any loan sources, and the average (or mean) amount borrowed





|  |   |    |
|--|---|----|
| <p>a) Any loan program:<br/>Federal Perkins,<br/>Federal Stafford<br/>Subsidized and<br/>Unsubsidized,<br/>institutional, state,<br/>private loans that your<br/>institution is aware of,<br/>etc. Include both<br/>Federal Direct<br/>Student Loans and<br/>Federal Family<br/>Education Loans.</p> | % | \$ |
| <p>b) Federal loan<br/>programs: Federal<br/>Perkins, Federal<br/>Stafford Subsidized<br/>and Unsubsidized.<br/>Include both Federal<br/>Direct Student Loans<br/>and Federal Family<br/>Education Loans.</p>  | % | \$ |
| <p>c) Institutional loan<br/>programs.</p>   | % | \$ |
| <p>d) State loan<br/>programs.</p>   | % | \$ |
| <p>e) Private alternative<br/>loans made by a bank<br/>or lender.</p>  | % | \$ |